


INSTRUCTIONS





We created a **Password Card** for your students. Have your students pick two images from the picture grid, cut them out, and paste them on their **Password Card**. Remind your students that the order of the pictures is part of their password.

You can laminate the cards, punch a hole in the top right corner, and place them in a ring. Be sure to keep the cards in an accessible location so your students can easily find them if they need to look up their passwords. Alternatively, have your students paste it on their binder, folder, or desk.



Child's Name





Child's Name

Child's Name

Child's Name

Child's Name

